

How do New Students Create their LAFS Account

The screenshot displays the LAFS CONNECT website interface. At the top, there is a navigation bar with the LAFS logo, a 'CONNECT' button, and several menu items: 'Academics', 'Departments', 'Campus', 'Get Support', and 'View Alerts'. A 'SIGN IN' button is located on the right side of the navigation bar. Below the navigation bar is a large banner image with the text 'WELCOME The Los Angeles Film School'. Underneath the banner, there are several navigation links: 'Announcements', 'News & Culture', 'Events', and 'Contact'. A search bar is also present. The main content area features three prominent buttons for account management: 'Staff Sign In', 'Student Sign In', and 'Create Account'. The 'Create Account' button is highlighted with a red border. Below each button is a brief description of the action.

CONNECT Academics Departments Campus Get Support View Alerts **SIGN IN**

WELCOME
The Los Angeles Film School

Announcements News & Culture Events Contact Search...

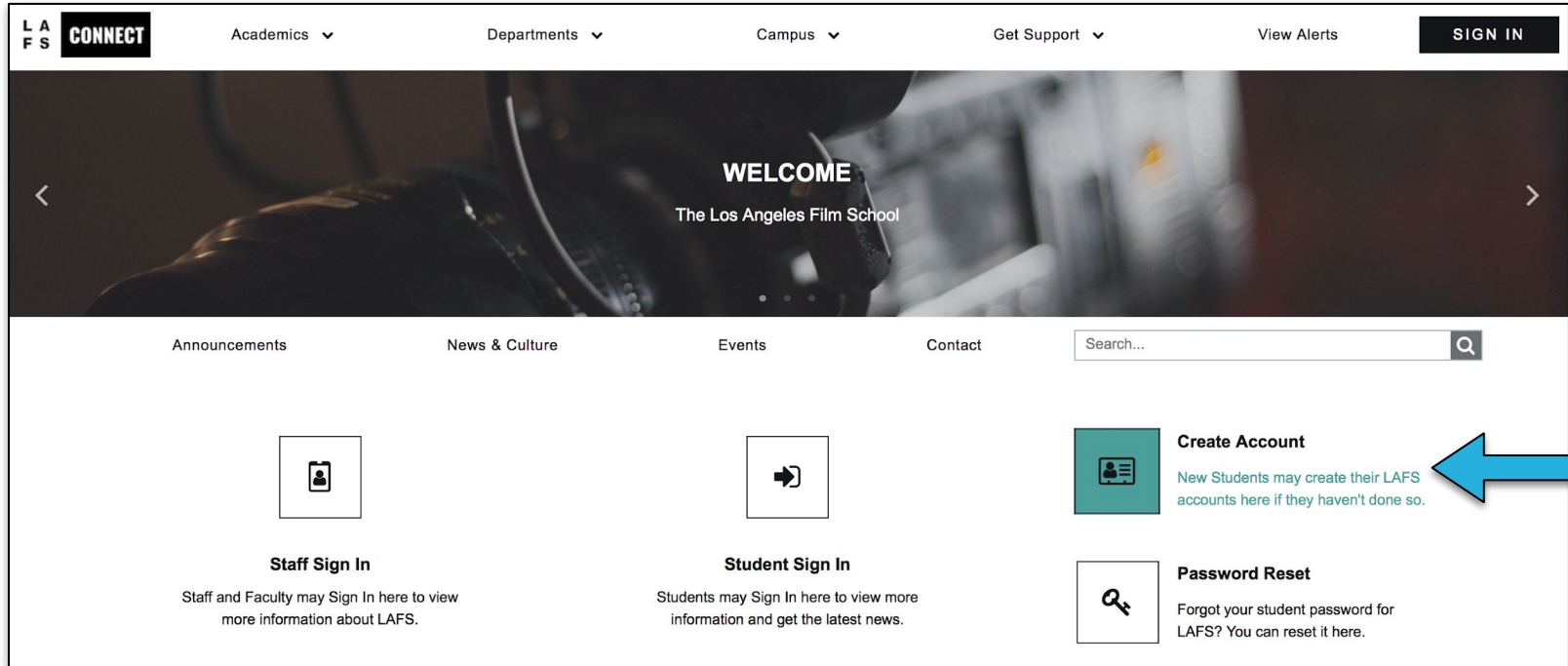
Staff Sign In
Staff and Faculty may Sign In here to view more information about LAFS.

Student Sign In
Students may Sign In here to view more information and get the latest news.

Create Account
New Students may create their LAFS accounts here if they haven't done so.

Password Reset
Forgot your student password for LAFS? You can reset it here.

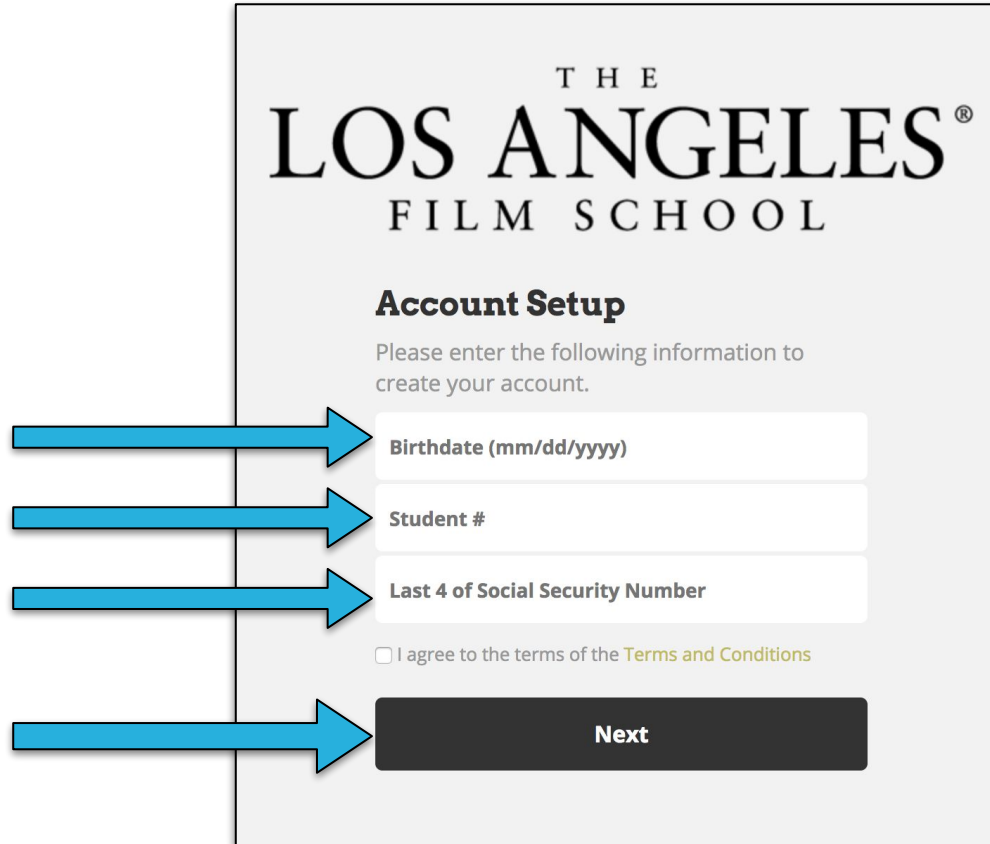
1. You can go here <https://accountsetup.lafilm.edu/#/accountsetup> to set up your school account,



OR...

Visit connect.lafilm.edu and click “**Create Account**” at the homepage.

2. Enter the information needed to create your account and click **“Next”**



**THE
LOS ANGELES[®]
FILM SCHOOL**

Account Setup

Please enter the following information to create your account.

Birthdate (mm/dd/yyyy)

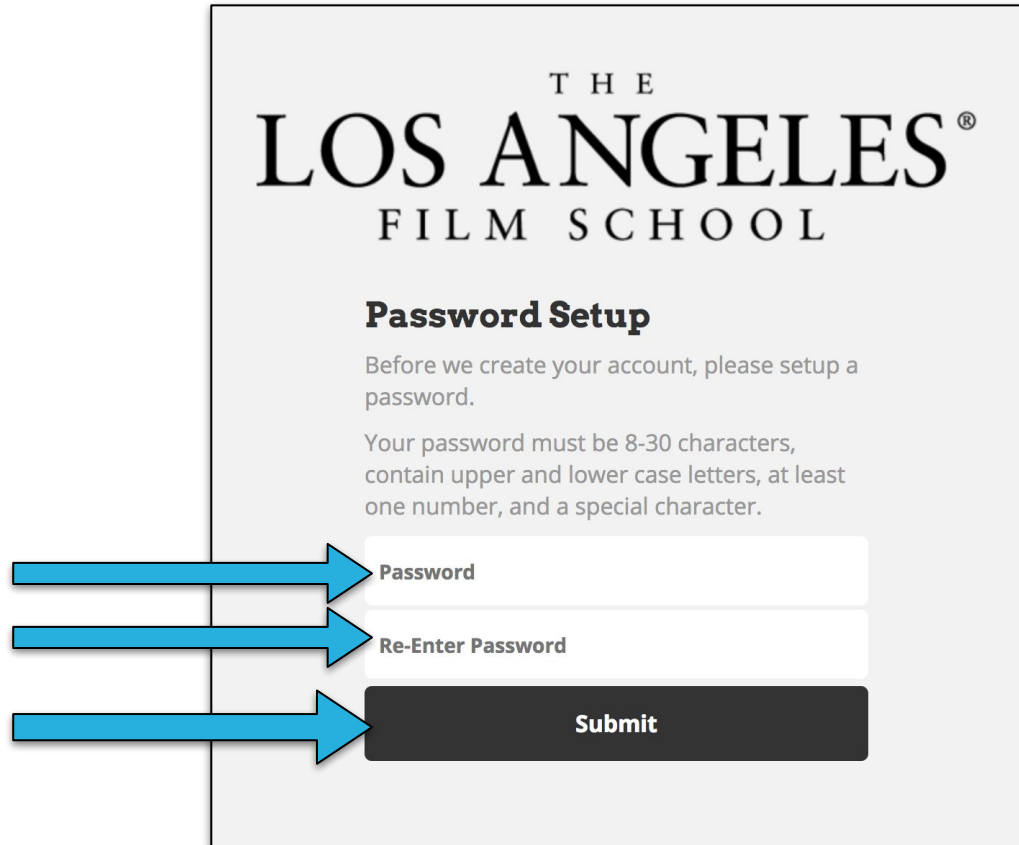
Student #

Last 4 of Social Security Number

I agree to the terms of the [Terms and Conditions](#)

Next

3. You must create a Password to finalize the creation process and click **“Submit”**



**THE
LOS ANGELES[®]
FILM SCHOOL**

Password Setup

Before we create your account, please setup a password.

Your password must be 8-30 characters, contain upper and lower case letters, at least one number, and a special character.

Password

Re-Enter Password

Submit

4. The information regarding your LAFS account will be sent to your personal email, (the one that you first signed up with at LAFS).
5. If you are having any issues creating your school account, please visit the Helpdesk Support page at helpdesk.lafilm.edu/imt-support to get assistance.

Visit the Helpdesk [Knowledge Base](#) for more articles

- How to Navigate through Connect Student Portal
- How to Navigate through Helpdesk Portal